

## Entry 1 Literacy and ESOL: Prepositions of Place and Movement

### Main Curriculum Links

#### Literacy Entry 1

SLlr/E1.2 Listen for detail using key words to extract some specific information

SLlr/E1.3 Follow single-step instructions in familiar context (a) recognise and understand some key words used in instructions

Rs/E1.1 Read and recognise simple sentence structures

Rw/E1.1 Possess a limited, meaningful sight vocabulary of words, signs and symbols

#### ESOL Entry 1

Lr/E1.2a Listen for detail in short narratives and explanations

Lr/E1.2c Listen for grammatical detail

Lr/E1.3a Follow single-step instructions

Sc/E1.4a Make simple statements of fact

Sc/E1.4c Give directions and instructions

Sc/E1.4d Give a description

Rs/E1.1a Read and recognise simple sentence structures

Rw/E1.1a Recognise a limited number of words, signs and symbols

This resource kindly contributed by Christopher Morley, EFL teacher from Manchester, who says:

'... a little something I made, but never developed, based on a piece of work by Geoffrey Leech eons ago!

*Geoffrey Leech and Jan Svartvik wrote:*

<http://www.ling.lancs.ac.uk/staff/geoff/geoff.htm>

*A Communicative Grammar of English (with J. Svartvik) (1975, 2nd edn. 1994, 3rd edn. 2002)*

It was a mind-meltingly good insight into problem grammar areas. For example, in Russian, prepositions are case specific so explaining them is particularly tricky. In fact, my version is merely derivative.'

### Links

Talking slideshow on prepositions of movement

<http://www.edu365.com/eso/muds/angles/prepositions/>

Ten page handout on prepositions of direction

<http://owl.english.purdue.edu/handouts/print/esl/PDFs/eslprep.pdf>

Excellent photographic worksheet on prepositions of movement

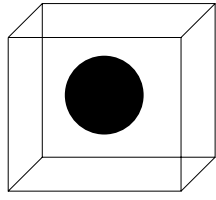
<http://www.oup.com/pdf/elt/catalogue/0-19-431519-3-h.pdf>

Drag and drop java game – prepositions of place

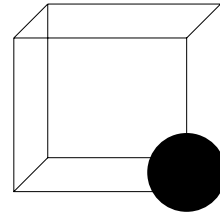
[http://www.learnenglish.org.uk/words/activities/prepositions\\_place.html](http://www.learnenglish.org.uk/words/activities/prepositions_place.html)

<b>Preposition of place</b>	<b>Preposition of movement</b>
<b>Above</b>	<b>Across</b>
<b>Among(st)</b>	<b>Along</b>
<b>Around</b>	<b>Around</b>
<b>Behind</b>	<b>Away from</b>
<b>Below</b>	<b>Behind</b>
<b>Beside</b>	<b>Down</b>
<b>By</b>	<b>In front of</b>
<b>Each side of</b>	<b>Into</b>
<b>In</b>	<b>Onto</b>
<b>In front of</b>	<b>Out of</b>
<b>Inside</b>	<b>Outside</b>
<b>Next to</b>	<b>Over</b>
<b>On ( top of)</b>	<b>Past</b>
<b>Opposite</b>	<b>Through</b>
<b>Out (of) or outside</b>	<b>Towards</b>
<b>Under</b>	<b>Up</b>


# Prepositions of Place




IN or INSIDE



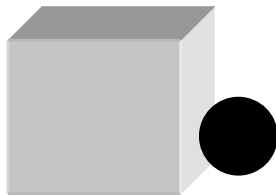
OUT OF or OUTSIDE




BELOW or UNDER



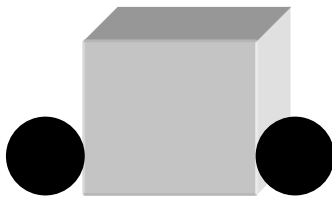
AT, BY or NEAR



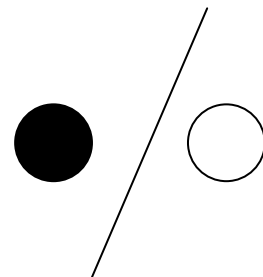
NEXT TO or BESIDE



BETWEEN

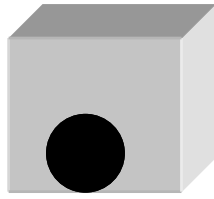


ON EACH SIDE OF

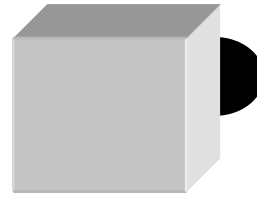


OPPOSITE

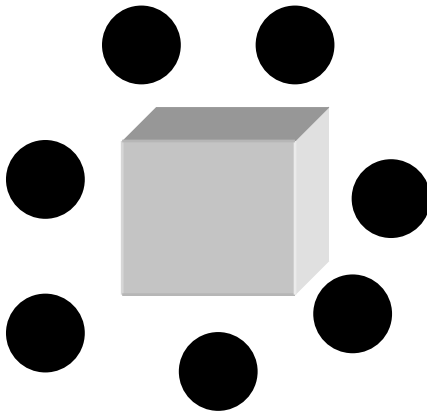
# Prepositions of Place



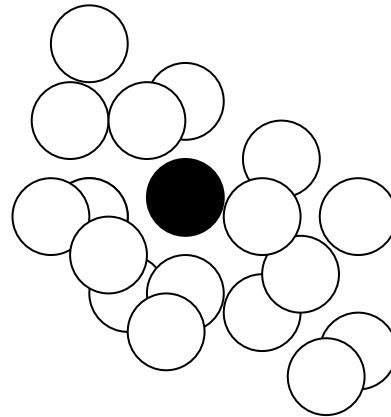
IN FRONT OF



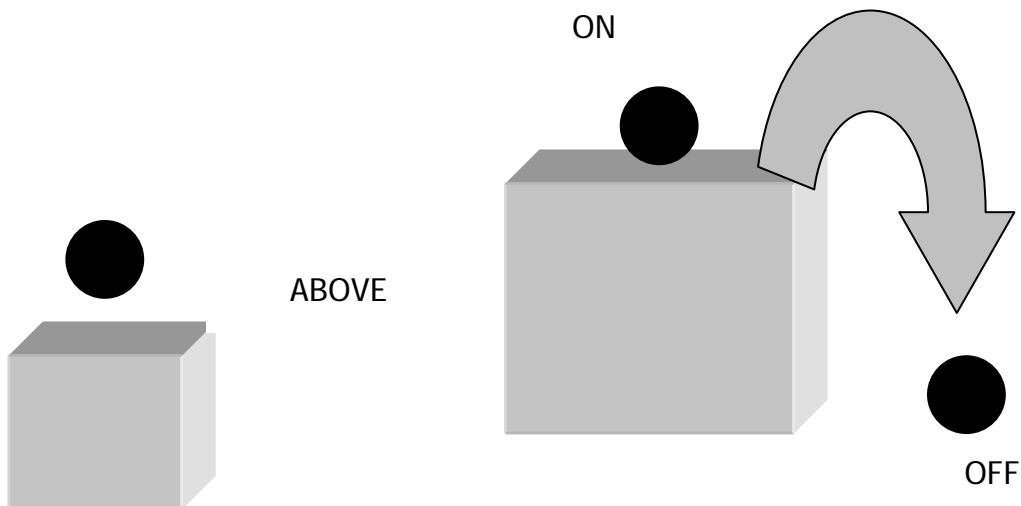
BEHIND



AROUND



AMONG(ST)

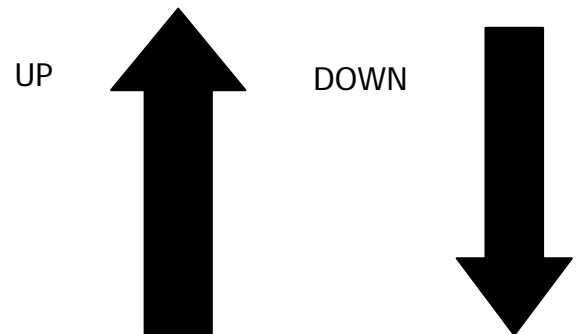
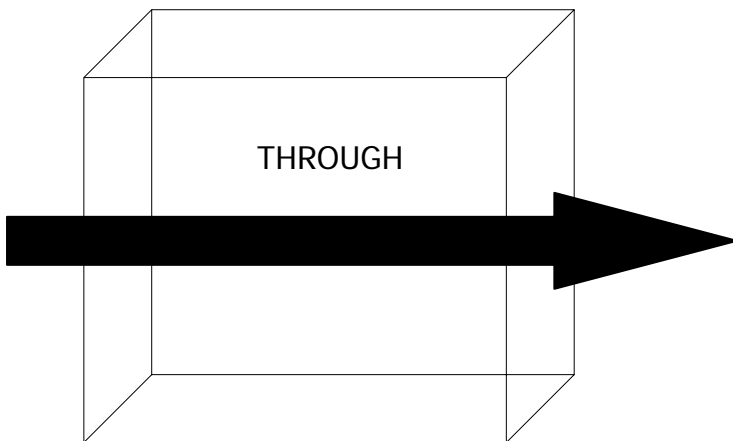
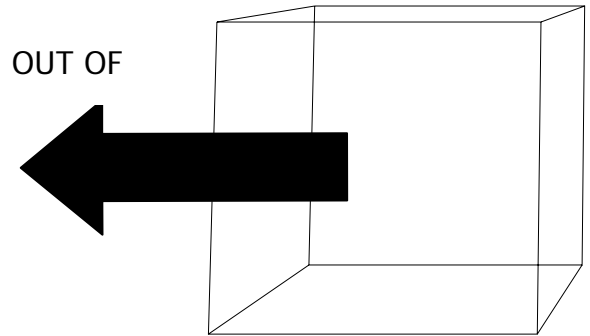
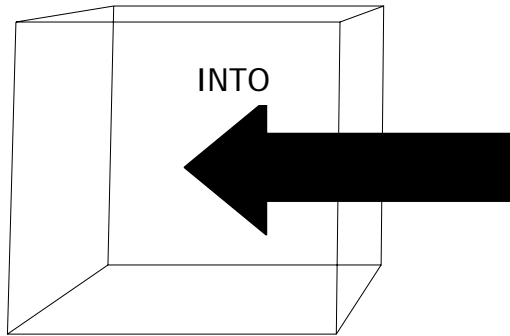


ABOVE

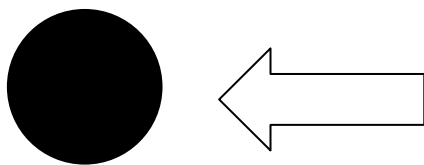
ON

OFF

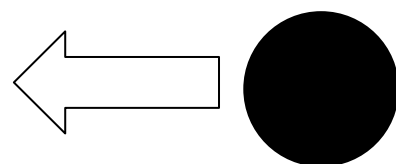
# Prepositions of Movement



TO or TOWARDS



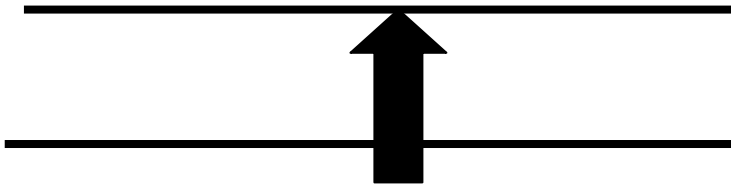
(AWAY) FROM



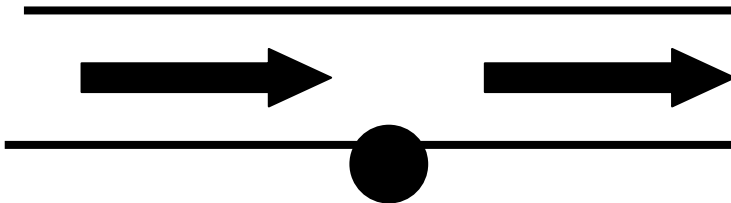
# Prepositions of Movement



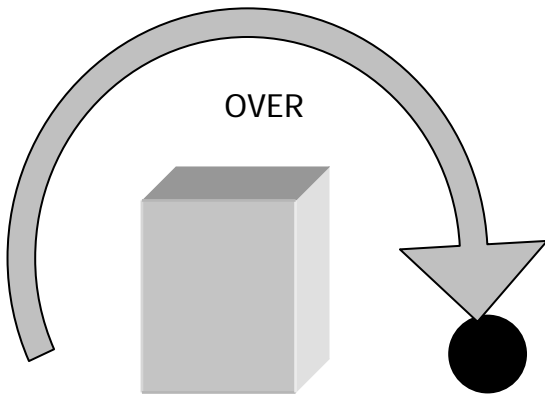
ALONG



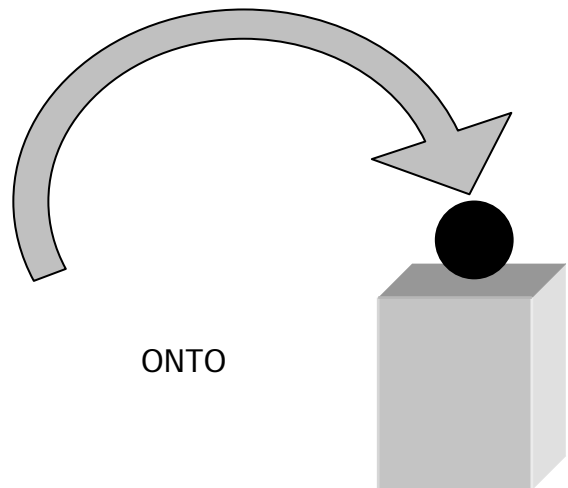
ACROSS or OVER



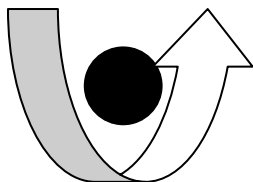
PAST



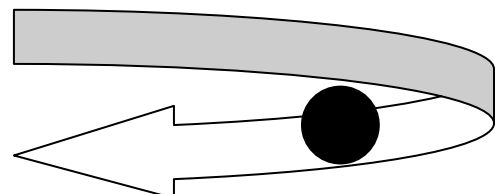
OVER



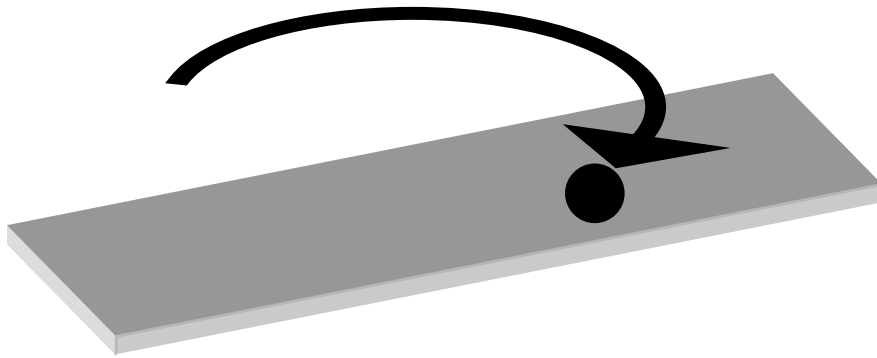
ONTO



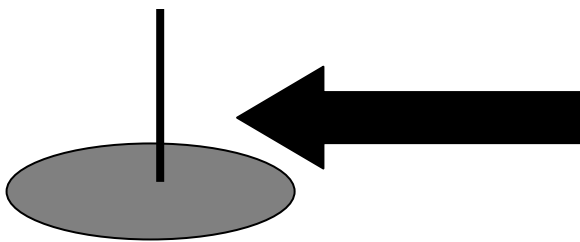
UNDER



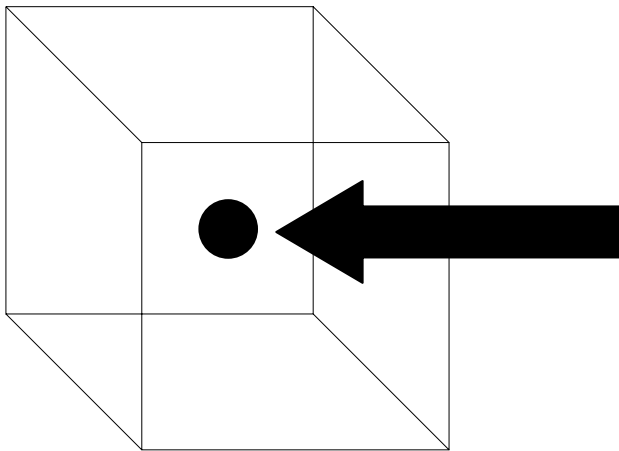
AROUND



A surface is a flat area. An example is a table, a football pitch or the desert.



A point or a place can be a city, a building or part of a building. An example is a door.



A space can be a room or the inside of a building. A space can also be a street, a city area or a country.

We can describe the movement of people and objects and describe the position when they stop moving.

If you use this resource please send comments or feedback to the site owner, Maggie, at [maggielharnew@aol.com](mailto:maggielharnew@aol.com)  
If you would like an editable copy of the original Word document, with high quality graphics, please attach a resource that you would like to share. THANKS